

ARTIS 3 UNO TILT

SNOOT MULTI-AXIS TILT DOWNLIGHT LUMINAIRE



- Compatible with MR16, Coin, 35 and 50 series LED modules
- Colour temperature options: 2700K, 3000K, 3500K, 4000K, 5000K, tuneWHITE™, WARM DIM, flexiK
- Colour rendering index: 85 or 95
- Up to 50,000 hours L80 lamp life with LM80 tested LED chip packages
- Beam pattern options: 10°, 15°, 20°, 35°, 60° (depending on LED module)
- Luminous flux: 310lm to 1600lm (depending on LED module)
- Supplied with phase/0-10V/DALI dimmable LED driver
- 105mm X 105mm cutout
- +/-30° multi-axis tilt
- ATePS™ Automated Thermal Protection System
- ComfyEYE, reduced flicker percentage
- X-BEAM, maximising light output ratio with converging optical lens
- Interchangeable LED module system
- Optional linear spread lens, colour, light effect filters and honeycomb anti-glare louvre



The information above is at nominal values accuracy of +/-7%.

FIXTURE COLOUR OPTIONS



Matt White



Matt Black

tuneWHITE™ and flexiK are recommended to pair with Soft Lens for better colour mixing effect.

AVAILABLE OPTIONS

LED MODULE

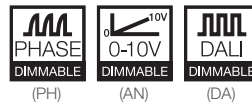


MR16 Coin 35/50N 50C/P

TEMPERATURE

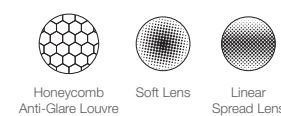


DRIVER



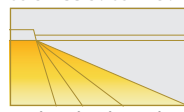
(PH) (AN) (DA)

ACCESSORIES



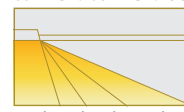
BEAM ANGLE

SINGLE CCT
35 NEST / 50 NEST /
50 CLASSIC / 50 PRO / COIN



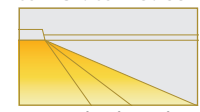
10° 20° 35° 60°

WARM DIM
35 NEST / 50 NEST / COIN



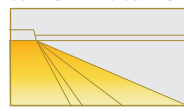
10° 20° 35° 60°

tuneWHITE™ / flexiK
50 NEST / 50 PRO / COIN



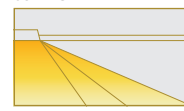
20° 35° 60°

SINGLE CCT
35 NEST ND+ / 50 NEST ND+



15° 20° 35° 60°

WARM DIM
50 PRO

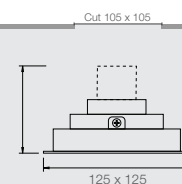


20° 35° 60°

DIMENSIONS (MM)

*Displayed height measurements are for highest point of tilting.

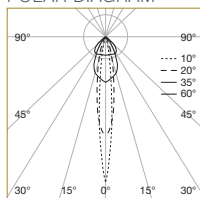
Coin	: 48.6
35N	: 72
50N	: 98
50C/P	: 102
100C/P	: 115
MR16	: 67.5



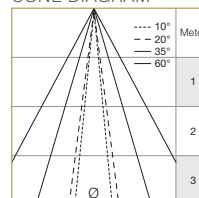
ARTIS 3 SQUARE

50 PRO

POLAR DIAGRAM



CONE DIAGRAM



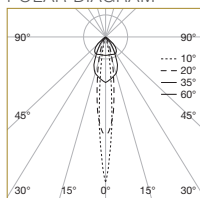
Ø = DIAMETER

	E _{max} (lx)			
	10°	20°	35°	60°
E (0°)	10290	9460	3998	1385
Cone DØ (m)	0.19	0.26	0.58	1.09
E (0°)	2573	2365	1000	346
Cone DØ (m)	0.38	0.51	1.17	2.17
E (0°)	1143	1051	444	154
Cone DØ (m)	0.57	0.77	1.75	3.26

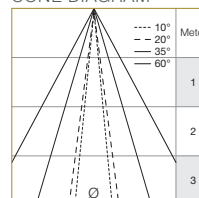
Correction Factor : 50C - f = 0.75
50N - f = 0.59
35N - f = 0.44
Coin - f = 0.34

50 NEST WARM DIM

POLAR DIAGRAM



CONE DIAGRAM



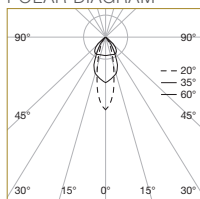
Ø = DIAMETER

	E _{max} (lx)			
	10°	20°	35°	60°
E (0°)	4389	2465	1449	502
Cone DØ (m)	0.19	0.35	0.58	1.09
E (0°)	1097	616	362	126
Cone DØ (m)	0.37	0.69	1.17	2.17
E (0°)	488	274	161	56
Cone DØ (m)	0.56	1.04	1.75	3.26

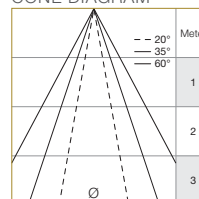
Correction Factor : 35N - f = 0.74
Coin - f = 0.84

50 PRO WARM DIM

POLAR DIAGRAM



CONE DIAGRAM

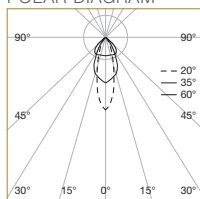


Ø = DIAMETER

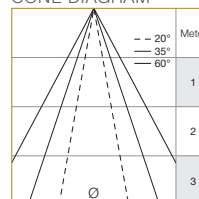
	E _{max} (lx)		
	20°	35°	60°
E (0°)	4887	2874	995
Cone DØ (m)	0.35	0.58	1.09
E (0°)	1221.75	718.5	248.75
Cone DØ (m)	0.70	1.16	2.18
E (0°)	543	319	111
Cone DØ (m)	1.05	1.74	3.27

50 PRO tuneWHITE™

POLAR DIAGRAM



CONE DIAGRAM



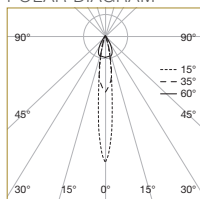
Ø = DIAMETER

	E _{max} (lx)		
	20°	35°	60°
E (0°)	4249	2499	866
Cone DØ (m)	0.35	0.58	1.09
E (0°)	1062	625	216
Cone DØ (m)	0.69	1.17	2.17
E (0°)	472	278	96
Cone DØ (m)	1.04	1.75	3.26

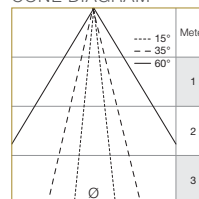
Correction Factor : 50N - f = 0.6
Coin - f = 0.37

50 NEST ND+

POLAR DIAGRAM



CONE DIAGRAM



Ø = DIAMETER

	E _{max} (lx)		
	15°	35°	60°
E (0°)	7613	3395	779
Cone DØ (m)	0.21	0.47	1.09
E (0°)	1903	849	195
Cone DØ (m)	0.42	0.94	2.17
E (0°)	846	377	87
Cone DØ (m)	0.63	1.41	3.26

ARTIS 3 SQUARE

ORDERING MATRIX CHART

Coin / 35Nest / 35ND+ / 50Nest / 50ND+ / 50Classic / 50Pro



FIXTURE						SINGLE CCT LED MODULE				DRIVER
Type	Head	Shape	Angle	Colour	Accessories	LED Power	Beam Angle	Colour Temp	CRI	Dimming
ARTIS-3	—	—	—	—	—	—	—	—	—	—
U UNO	SQ Square	TL Tilt	WH Matt White	None	COIN 4.5W	10 10°	27 2700K	Standard	ND Non-Dim	
D DUO			MB Matt Black	AGL Anti-Glare Louvre	35N 6W	20 20°	30 3000K	PA ProART	PH Phase	
T TRIO				SL Soft Lens	50N 7.5W	35 35°	35 3500K		AN 0-10V	
				LSL Linear Spread Lens	50C 10W	60 60°	40 4000K		DA DALI	
					50P 13W		50 5000K			
					35N 5W	15 15°	27 2700K	PA ProART	ND+^{PRO} Non-Dim	
					50N 8.7W	20 20°	30 3000K			
						35 35°	35 3500K			
						60 60°				
WARM DIM LED MODULE									DRIVER	
					COIN 4.5W	10 10°	WD WARM DIM	PA ProART	PH Phase	
					35N 6W	20 20°			AN 0-10V	
					50N 7.5W	35 35°			DA DALI	
					50P 13W	60 60°				
*10° Beam angle option is only available with Coin, 35N and 50N WARM DIM LED Modules.										
tuneWHITE™ LED MODULE									DRIVER	
					COIN 4.5W	20 20°	TW18 tuneWHITE™ 1800K-4000K	PA ProART	DA DALI	
					50N 7.5W	35 35°	TW27 tuneWHITE™ 2700K-6500K			
					50P 13W	60 60°				
flexiK LED MODULE									DRIVER	
					COIN 4.5W	20 20°	FK## flexiK	PA ProART	PH Phase	
					50N 7.5W	35 35°			AN 0-10V	
					50P 13W	60 60°			DA DALI	

example: ARTIS-3.U.X.SQ.TL.WH.SL.50N.35.30.DA
 *Custom RAL colour options available.

denotes the first two digits of preferred CCT ranging from 1800K to 6500K by increment of 100K